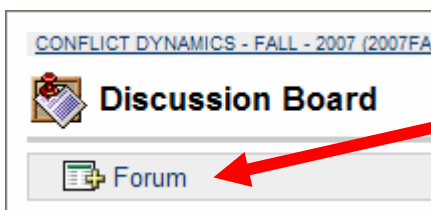
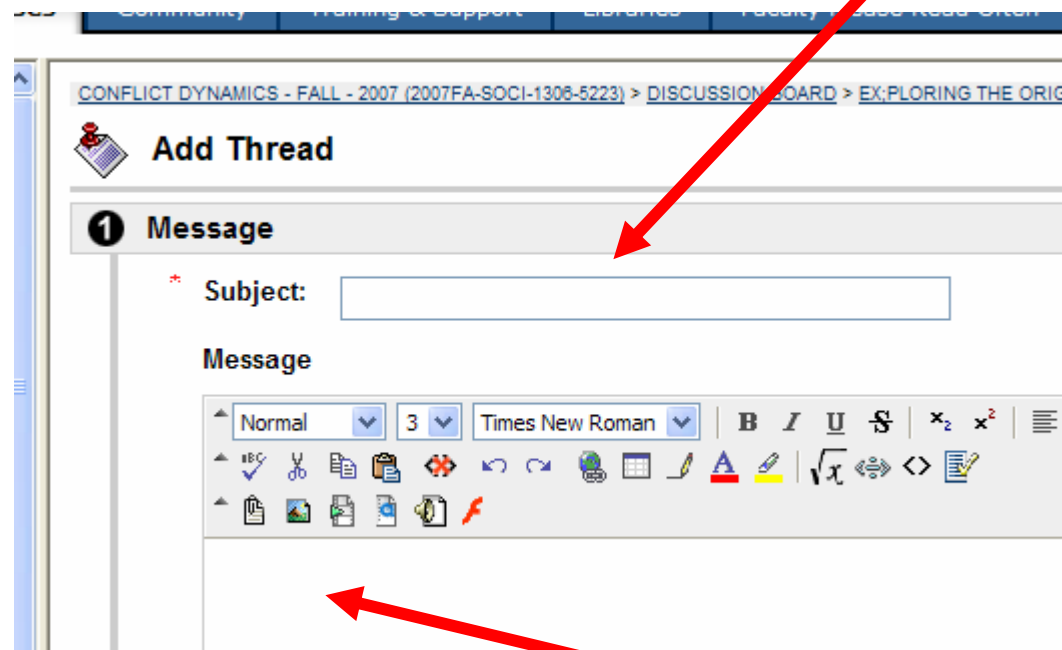


INSTRUCTIONS FOR USING ECAMPUS DISCUSSION BOARD

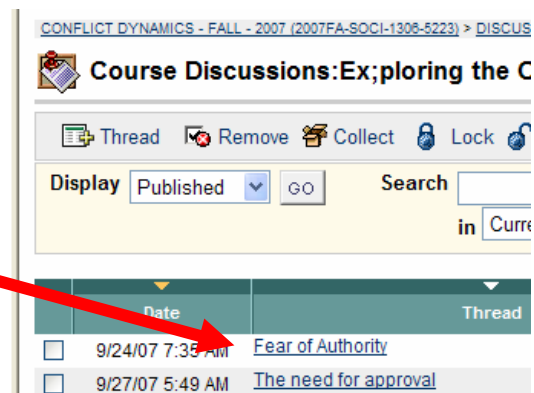
1. Login as usual
2. Click on your course name under "Courses" section
3. Click on "Discussion Board" in panel to the left of the screen.
4. Identify the Forum you wish to participate in. There will be four or five of them depending on which course you are taking.
5. Read the instructions and information under the forum title and follow the instructions.
6. Click on the title of the forum (underlined and in blue print)
7. **If you wish to make a comment and add a new thread, click on "Forum"**



8. "Name" your comment and write it in the rectangle for Subject



9. Type in your response to the forum in this space
10. Scroll down to the bottom of the page and press Submit"
11. If you wish to reply to another student's thread click on the title of their thread and scroll when you see their comment scroll down and click on **"Reply"**



12. Type in your comment in the appropriate space

